

F

E

D

C

B

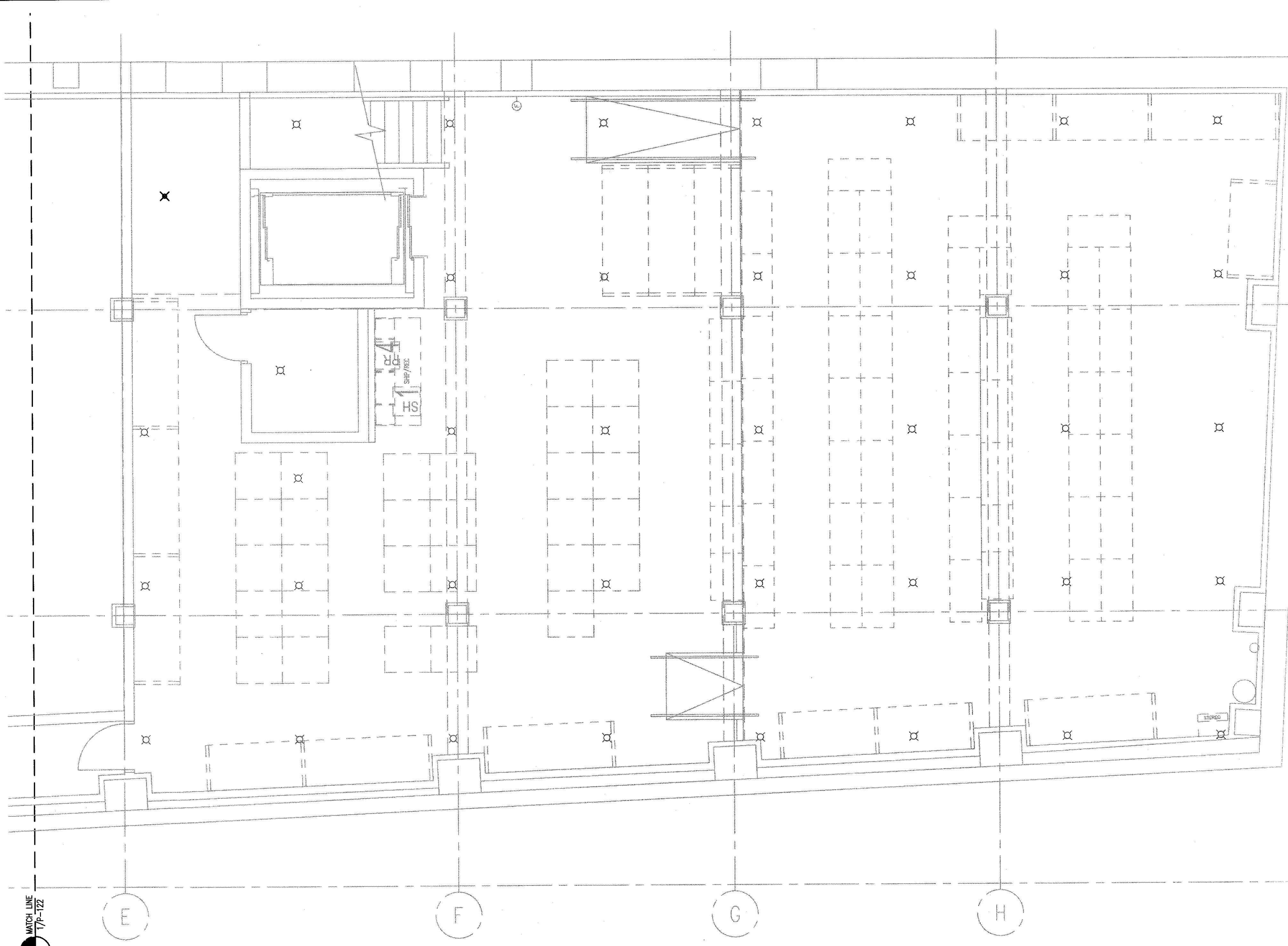
A

1

2

3

4



GENERAL NOTES


- A. THE ABBREVIATION G.C., WHEREVER IT APPEARS IN THESE PLUMBING DRAWINGS, SHALL REFER TO THE GENERAL CONTRACTOR.
- B. THE CONTRACTOR FOR THIS DIVISION OF WORK IS REQUIRED TO READ THE SPECIFICATIONS AND REVIEW DRAWINGS FOR ALL DIVISIONS OF WORK AND IS RESPONSIBLE FOR THE COORDINATION OF THIS WORK AND THE WORK OF ALL SUBCONTRACTORS WITH ALL DIVISIONS OF WORK. IT IS THE CONTRACTOR'S RESPONSIBILITY TO PROVIDE ALL SUB-CONTRACTORS WITH A COMPLETE SET OF BID DOCUMENTS.
- C. ALL ROOF CUTTING, PATCHING AND FLASHING REQUIRED TO INSTALL THE PLUMBING SYSTEMS SHALL BE BY A LANDLORD APPROVED ROOFING CONTRACTOR. COORDINATE ROOF PENETRATIONS WITH LANDLORD AND G.C. ALL ROOF CUTTING, PATCHING AND FLASHING REQUIRED TO INSTALL THE PLUMBING SYSTEMS SHALL BE BY A LANDLORD APPROVED ROOFING CONTRACTOR. COORDINATE ROOF PENETRATIONS WITH LANDLORD AND G.C.
- D. ALL PLUMBING FIXTURES SHALL BE INSTALLED WITH STOP VALVES TO ISOLATE EACH FIXTURE. REFER TO RISER DIAGRAM AND PLUMBING SPECIFICATIONS FOR ADDITIONAL REQUIREMENTS.
- E. ALL SHUT-OFF VALVES LOCATED IN AREAS WITH HARD CEILINGS SHALL HAVE ACCESS PANELS INSTALLED. COORDINATE LOCATION AND TYPE WITH G.C. AND ARCHITECT.
- F. CONTRACTOR TO VERIFY THAT ALL ITEMS ON THE CONTRACTOR CHECKLIST ARE COMPLETED PRIOR TO MEP COMMISSIONING. CONTRACTOR WILL RECEIVE CONTRACTOR CHECKLIST IN ELECTRONIC FORM WITH BID DOCUMENTS.



EEA Consulting Engineers
 6415 Vaughn Ranch Road, Suite 200
 Austin, Texas 78730-2314 USA
 512.744.4400 main 512.744.4444 fax
 www.eea.com

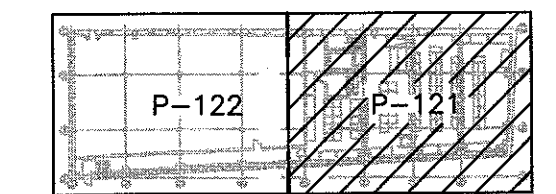
State of Registration: MAINE
 Firm Registration No. N/A
 EEA Project No. 20166538

DRAWN BY: ARC
 CHECKED BY: BKK




SPRINKLER HEAD LEGEND		
SYMBOL	DESCRIPTION	REMARKS
☒	EXISTING BRONZE UPRIGHT HEAD	
✕	WHITE CONCEALED HEAD	

FIRE SPRINKLER NOTE
 THIS IS NOT AN ENGINEERED DRAWING. ALL FIRE PROTECTION PLANS, SPRINKLER DRAWINGS MUST BE ENGINEERED AND WET SIGNED BY A LICENSED REGISTERED FIRE PROTECTION CONTRACTOR IN THE LOCAL JURISDICTION.



KEYPLAN
 N.T.S.



SCALE: 1/4" = 1'-0" @ FULL SIZE

west elm
 Downtown Portland
 164 Middle Street
 Portland, ME 04101
 PROJECT #006-160335.00

ISSUED / REVISED	DATE
PRELIMINARY SET	09/08/16
LL COORDINATION SET	11/08/16
LL/PERMIT SET	11/21/16

PARTIAL BASEMENT
 PLUMBING PLAN

P-121